


Greece

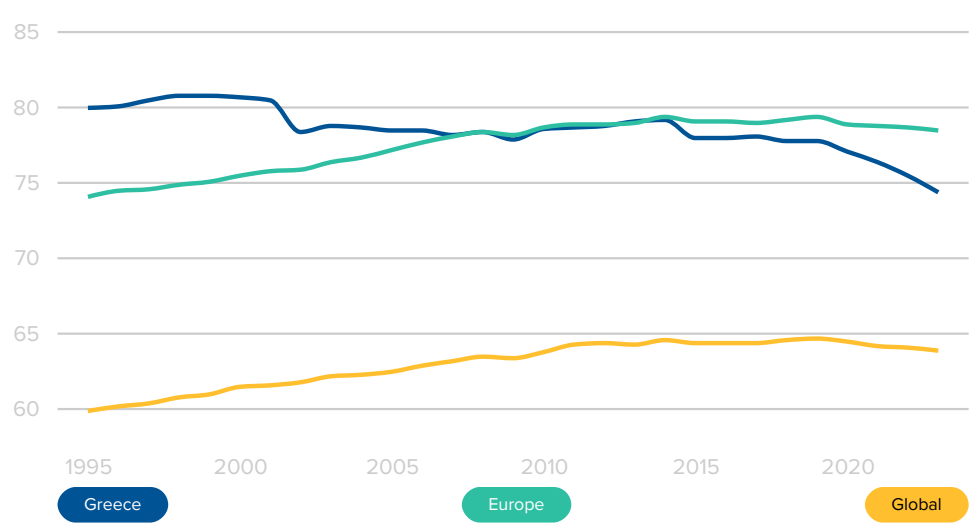
Freedom Index



STATUS
Moderate Freedom

SCORE
74.3


RANK
48 / 164



COMPONENT	RANK / 164	SCORE 0 - 100	TREND 1995 - 2023
Freedom	48	74.3	
Economic Subindex	56	73.8	
Women's Economic Freedom	1	100	
Investment Freedom	95	55	
Property Rights	76	52.2	
Trade Freedom	39	88.1	
Political Subindex	60	82.4	
Elections	18	98.3	
Civil Liberties	45	90.8	
Political Rights	66	81.3	
Legislative Constraints On The Executive	91	59.2	
Legal Subindex	50	66.8	
Bureaucracy and Corruption	55	51.9	
Security	66	65.7	
Clarity of the Law	40	66.6	
Judicial Independence and Effectiveness	63	75	
Informality	59	75.1	

Greece

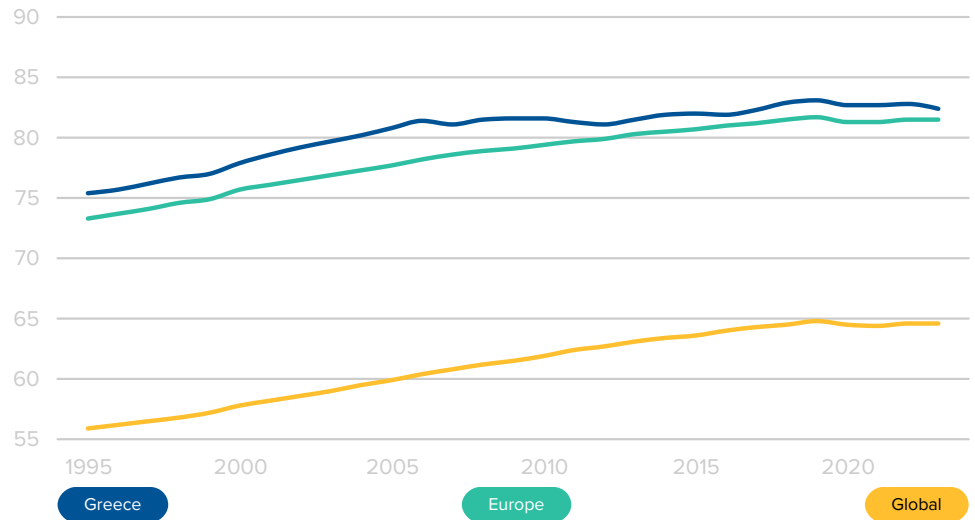
Prosperity Index



STATUS
High Prosperity

SCORE
82.3

RANK
32 / 164



COMPONENT	RANK / 164	SCORE 0 - 100	TREND 1995 - 2023
Prosperity Index	32	82.3	
Income	48	76.7	
Health	30	92.3	
Inequality	29	79.4	
Environment	31	79.2	
Minorities	34	76.7	
Education	23	89.5	

The Freedom Index ranks countries according to the equally weighted average of the three subindexes. The economic subindex measures whether the bulk of economic activity in a country is guided by the principles of competitive markets. The political subindex assesses the institutional framework for selecting executive leaders and the imposed limits and controls on their power. The legal subindex gauges a country's adherence to the rule of law.

Countries are placed into four categories based on their rank: "high freedom," "moderate freedom," "low freedom," and "lowest freedom."

The Prosperity Index attempts to capture both the average level of prosperity, through the level of purchasing power and human capital that an average citizen displays, and shared prosperity, through measures of environmental quality, as well as income inequality and the wellbeing of minority groups. Countries are scored and ranked according to the equally weighted average of six components.

Countries are placed into four categories based on their rank: "high prosperity," "moderate prosperity," "low prosperity," and "lowest prosperity."

For additional information about the construction of the indexes, please visit the "about" section.

Source: Freedom and Prosperity Indexes, 23/1/2025